



DISTRICT OF COLUMBIA
PUBLIC SCHOOLS

DCPS 2020-2021 - Planning for Term 2

#Reopen Strong Term 2 Information Session

October 2020

Welcome and Thank You


Thank you to our teachers, staff, students, families and community partners
for a strong start to the school year!



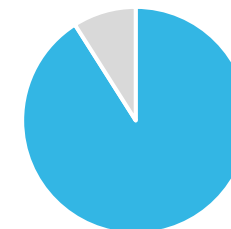
Term 1 At-a-Glance



30,000+ Devices Distributed
for SY20-21



1.2 Million Meals Served
Since March 2020



92% of Students
Regularly Logging In



12,000 Families Reached through
information sessions this fall

District of Columbia Public Schools
Cornerstones with the Smithsonian

Living Through History
Cornerstone

DCPS Planning Principles

DC PUBLIC SCHOOLS PLANNING PRINCIPLES



Prioritizing safety through robust protocols



Maximizing learning in school or at home



Promoting equity for every student

Health & Safety Protocols

DC PUBLIC SCHOOLS HEALTH & SAFETY COMMITMENTS



Limit the
size of groups



Reduce class
transitions



Screen and report
symptoms



Adjust meal
routines



Require
safe routines



Reorganize
classroom spaces



Train
staff



Maintain clean
facilities

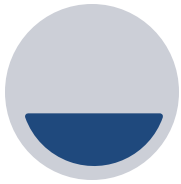


Adjust arrival and
dismissal procedures



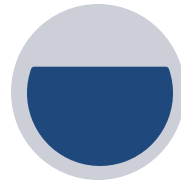
Provide
virtual learning

Phased Return to In-Person Learning



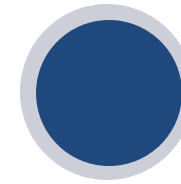
Term 1

Launch
Student
Support
Centers



Term 2

Welcome Back
Elementary
Grades
(PK-5)



Term 3

Welcome Back
Secondary
Grades
(6-12)

Families will always have the option to continue learning at home.

Importance of Providing Elementary In-Person Learning in Term 2

During learning at home, our educators are making their virtual classrooms places of creativity and enrichment, curiosity and encouragement.
At the same time, we know learning at home is not working for every student and family.

To determine the best way to welcome staff and students back into our schools in Term 2, we prioritized:

- ✓ Providing a safe and supportive learning space for our **youngest learners** – where we see more challenges with virtual learning.
- ✓ Offering in-person instruction for students with known opportunity gaps to **mitigate learning loss**.
- ✓ **Maximizing learning time** and maintaining the integrity of the instructional program for all students – whether at school or at home.

Secondary courses are built on semester schedules. To ensure continuity of the learning experience and consistency in grading practices, middle and high school students will continue learning at home. DCPS will consider a transition to in-person learning for middle and high school students in Term 3.

Learning Models for Term 2

TERM 2: LEARNING MODELS FOR DCPS STUDENTS

DCPS is making plans to reopen, beginning with elementary schools in Term 2 on November 9. Depending on their grade level, students will have the following options for returning to school:

Grades PK3 through 5 only



In-Person Learning

One class per grade and prioritized self-contained classrooms with teacher instruction



Student CARE Classroom

Supervised virtual instruction at school

All students, including grades PK3-12



Learning at Home

Continue all-virtual instruction

Students in grades 6-12 will continue to learn at home for Term 2 from November 9 through January 29. Learn more about our health and safety precautions at [DCPSReopenStrong.com](https://dcpsreopenstrong.com).



DISTRICT OF COLUMBIA
PUBLIC SCHOOLS



#ReopenStrong



GOVERNMENT OF THE
DISTRICT OF COLUMBIA
MURIEL BOWSER, MAYOR

Welcome to our Panel



Shanita Burney,
Communications
and Engagement



Corie Colgan,
Teaching and Learning



Patrick Davis,
Operations



Claudia Lujan,
Planning and Enrollment



Dr. Heidi Schumacher,
Health and Wellness

Agenda

1. Overview of Term 2 Learning Models
2. Student Selection Process
3. Safety Precautions and School Preparations
4. Health Protocols
5. Open Q&A and Next Steps

Due to the volume of questions, we will publish as many as we can read and answer during the meeting. The top questions and answers will be added to the Frequently Asked Questions at [DCPSReopenStrong.com](https://dcpsreopenstrong.com).

Term 2: Elementary Grade (PK-5) Learning Options*

In-Person Learning Classrooms

- In this model, students learn in small cohorts assigned to a classroom teacher at their school for live, in-person instruction.
- The daily schedule will be similar to a typical school day.
- One class per grade level at every elementary school
- Prioritized self-contained special education classrooms.
- Program begins November 9.
- Program runs 5 days a week, half day on Wednesdays.

Student CARE Classrooms (Canvas Academics and Real Engagement)

- In this model, students learn as a small cohort assigned to a staff member (who is not their teacher) who will support students with all-virtual learning.
- Students have the opportunity to socialize with their peers during breaks, recess, and lunch.
- PK-Grade 1 program begins week of November 16.
- Grades 2-5 program begins week of November 30.
- Program runs 5 days a week, half day on Wednesdays.

Learning at Home

- In this model, students have live, virtual learning and independent learning.
- Students are mastering topics most crucial for their success and experiencing exposure to a wide-range of topics – all from their home.
- Program runs 5 days a week.

**Learning model options for grades PK-5 will be implemented at early learning centers, elementary schools, and PK-8 education campuses.*

What will In-Person Learning at School look like for a PK-5 Student?

Students will be scheduled with a small group of students that will stay in their classroom for most of the day. Schedules will be modified to limit transitions and restrict interactions between classrooms.

Arrival



- Designated entry point by grade level
- Health screening verification and temperature check
- Provision of hand sanitizer and face mask

Morning Activities



- Breakfast in the classroom
- Morning Meeting
- English Language Arts
- Scheduled bathroom break by classroom

Lunch and Recess



- Lunch in the classroom
- Staggered recess time by classroom

Afternoon Activities



- Art
- Social Studies
- Scheduled bathroom break by classroom
- Math
- Science

Dismissal



- Closing meeting
- Staggered dismissal time by classroom

How will Students Stay on Track with Virtual Learning while in a Student CARE Classroom?

Learning Model



Students learn virtually with their teacher and class online.

- Students spend their day at school with a group of their peers.
- Students will have the opportunity to safely socialize with their peers during breaks, recess, and lunch.
- Supervision and support is provided by a caring adult.
- Breakfast and lunch are provided.

Staff Role



- ✓ Maintain a positive learning environment for students.
- ✓ Support students with accessing learning materials online.
- ✓ Provide additional support for students who need individualized attention.
- ✓ Ensure health and safety protocols are followed.
- ✓ Facilitate safe arrival, transitions, and dismissal.
- ✓ Maintain ongoing communication with families.

Staffing

- DCPS instructional and support staff
- Partner staff (e.g. DC Gov and community-based organizations)

Qualifications

- ☐ Active background check, including fingerprinting and TB screen
- ☐ High School diploma and 24 hours college credit (minimum)
- ☐ Preferred: Experience working with children (particularly for grades PK-2).

Agenda

1. Overview of Term 2 Learning Models
- 2. Student Selection Process**
3. Safety Precautions and School Preparations
4. Health Protocols
5. Open Q&A and Next Steps

Due to the volume of questions, we will publish as many as we can read and answer during the meeting. The top questions and answers will be added to the Frequently Asked Questions at [DCPSReopenStrong.com](https://dcpsreopenstrong.com).

Student Selection



7,000

In-Person Learning
Classroom seats



14,000

Student CARE
Classroom seats

We are prioritizing classroom seats for our elementary students with the highest need based on current enrollment information. Through a random selection process, we will prioritize by grade level by school:

1. Students experiencing **homelessness**
2. Students who receive **special education services** or who are **English learners**
3. Students who are designated as **at-risk**
4. **All other enrolled** students

We will also:

- Give **siblings** in the same school a preference in the process to keep them on the same schedule, where possible (first siblings in priority groups, then all other siblings).
- Guarantee CARE classroom seats for **children of teachers and staff** who are working in-person, if their child is enrolled in a DCPS school.

Self-contained in-person learning classroom seats, for students receiving special education services with more intensive needs, will be prioritized by class by school in the following order:

1. Students experiencing **homelessness**
2. **All other enrolled** students in the class

School leaders may appeal to make no more than 2 seat offers per in-person learning classroom based on student need. Appeals will be reviewed by central office.



Families will be notified **by October 23 if they have been matched** with an In-Person Learning Classroom seat.

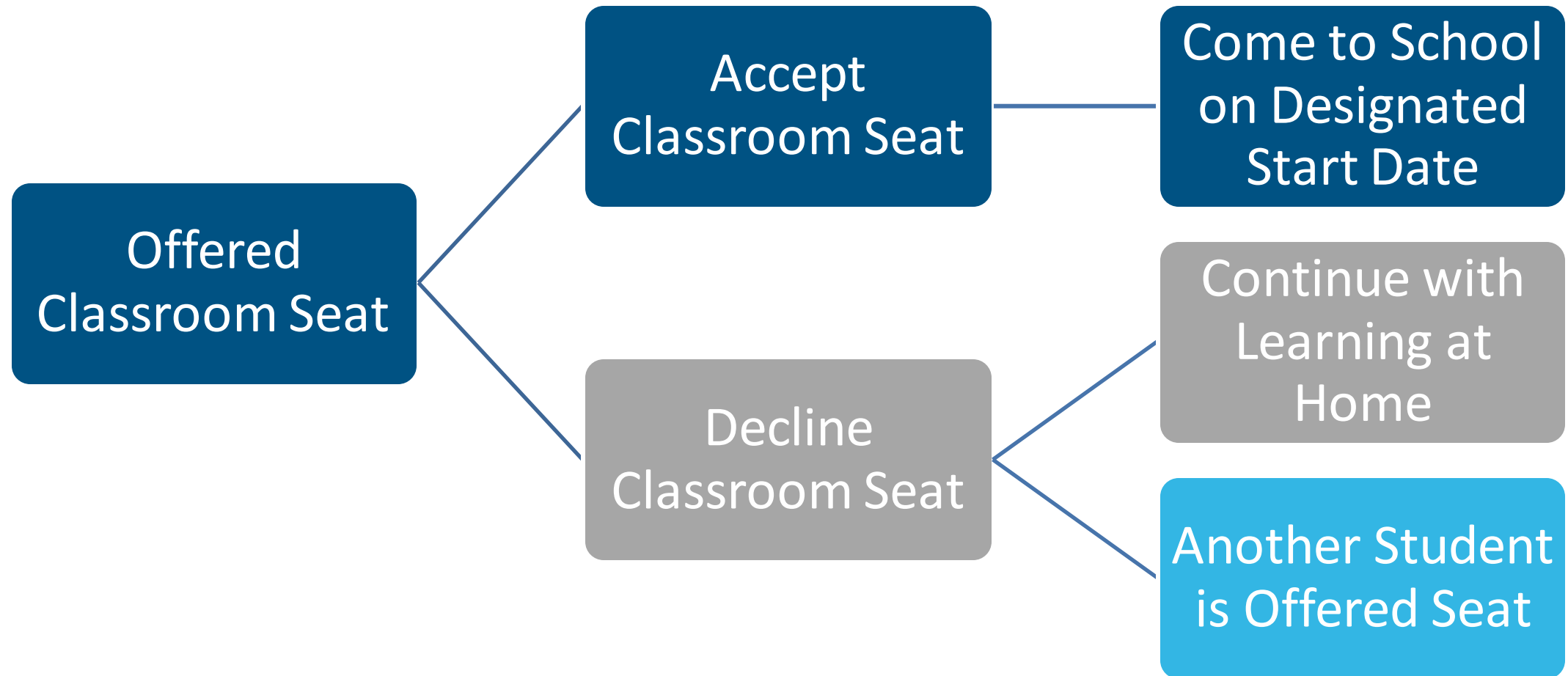
A family will always have the option to continue learning at home and can decline a matched seat.



Families will be notified **by October 30 if they have been matched** with a Student CARE Classroom seat.

A family will always have the option to continue learning at home and can decline a matched seat.

Student Selection Process



Common Questions and Answers

What method are you using for selecting students for classroom seats?

Since DCPS cannot guarantee a seat for all interested students and families, we will use a randomized selection process which prioritizes seats for students furthest from opportunity. DCPS has partnered with the Office of the Chief Technology Officer (OCTO), which will use the My School DC algorithm software for this process.

What if I do not want my child to attend in-person at all?

All families have the option to remain all-virtual for any reason. If you receive a call from your school offering you a seat, please promptly decline the offer so they can move on to the next student on the waitlist.

Do I need to apply to be considered for in-person options?

No, families do NOT need to complete an application or take any action to be considered. In order to ensure that all families are considered, DCPS will assume all families are interested in a seat and will then allow families the opportunity to accept or decline their seat, should that option be available to them.

How are you accounting for siblings in the student selection process?

DCPS knows the importance for families of having siblings in school together and will make efforts to assign siblings who attend the same school into the same schedule. DCPS will work with schools to identify siblings and give siblings within the same school a preference to keep them on the same schedule, where possible. However, DCPS cannot guarantee that all siblings in a family will receive a seat in in-person learning or a CARE classroom.

Agenda

1. Overview of Term 2 Learning Models
2. Student Selection Process
- 3. Safety Precautions and School Preparations**
4. Health Protocols
5. Open Q&A and Next Steps

Due to the volume of questions, we will publish as many as we can read and answer during the meeting. The top questions and answers will be added to the Frequently Asked Questions at [DCPSReopenStrong.com](https://dcpsreopenstrong.com).

Preparing our DCPS Classrooms and Schools



School Preparations: Building Readiness

DCPS SCHOOL BUILDING READINESS CHECKLIST



Personal Protective Equipment (PPE) & Hygiene Supplies

General PPE supplies like masks and face shields will be provided for students and staff. Enhanced PPE supplies like gloves, gowns, and shoe covers will also be available for staff who are in closer, more frequent interaction with students and staff. Hand sanitizer and disinfectant wipes will also be provided.



Cleaning Supplies & Procedures

School leaders and operations staff are ensuring deep cleaning before students return and daily enhanced cleaning procedures by trained custodial staff. Cleaning supplies have been purchased based on CDC and EPA guidance.



Socially-Distant Space Arrangement

In classrooms, hallways, staircases, and shared staff spaces including reception and security areas.



Signage

Posted in arrival spaces, hallways, and classrooms.



Water Access

Fountain spouts have been turned off, and bottle fillers, water coolers, and/or water bottles will be available.



HVAC Enhancements

Schools have either a Direct Outside Air System (DOAS) with MERV-13/MERV-14 filters or High-Efficiency Particulate Air (HEPA) filters installed.



Plumbing Systems

DCPS and DGS are addressing plumbing needs to ensure schools are ready to welcome students and staff.



DISTRICT OF COLUMBIA
PUBLIC SCHOOLS

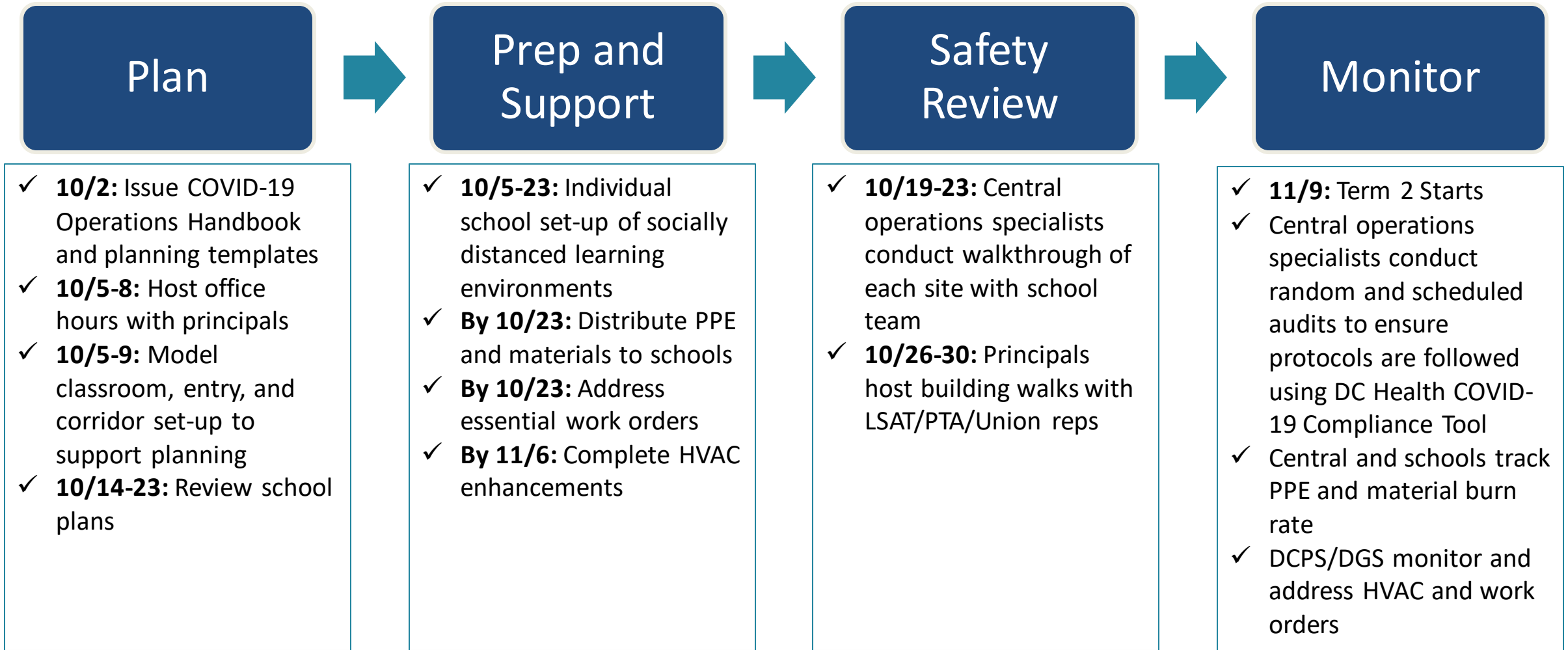


#ReopenStrong



GOVERNMENT OF THE
DISTRICT OF COLUMBIA
MURIEL BOWSER, MAYOR

School Preparations: Operational Planning for Schools Opening in Term 2



Agenda

1. Overview of Term 2 Learning Models
2. Student Selection Process
3. Safety Precautions and School Preparations
- 4. Health Protocols**
5. Open Q&A and Next Steps

Due to the volume of questions, we will publish as many as we can read and answer during the meeting. The top questions and answers will be added to the Frequently Asked Questions at [DCPSReopenStrong.com](https://dcpsreopenstrong.com).

Ask, Ask, Look!

COVID-19 Daily Student Health Screening Guidance for DCPS Families

ASK • ASK • LOOK

Heading back to school for an in-person learning activity? Parents and Guardians are expected to complete a health screening for their child.



1. Ask your child about the following symptoms consistent with COVID-19*:

- Chills
- Fatigue
- Nausea or vomiting
- Cough
- Fever (100.4+)
- New loss of taste or smell
- Congestion
- Headache
- Shortness of breath or difficulty breathing
- Diarrhea
- Muscle or body aches
- Sore throat
- Or otherwise feeling unwell.

*If symptoms are related to a chronic medical condition and your healthcare provider has submitted written or verbal documentation that the symptoms are not COVID-19-related, the student should not be excluded from school because of those symptoms.



2. Ask whether you have been in close contact with anyone who has COVID-19.



- If your child has answered "yes" to either question: **STAY HOME.**
- Contact your healthcare provider or DC Health.
- Follow your school's attendance reporting protocol.



- If your child has answered "no" to both: **student may attend school that day**

Have you traveled to a high-risk state or country for non-essential activities in the past 14 days?
You are required to self-quarantine per the Mayor's Order.



3. Look for signs of illness

- Upon arrival to school, each student will: 1) Use the hand sanitizer station. 2) Receive a face mask if they do not have one. 3) Proceed to the "Look" step of the daily health screening, including temperature check. A staff member will look for visible signs of illness before a student may enter the building. Signs can include flushed cheeks, rapid breathing or difficulty breathing (without recent physical activity), fatigue, or extreme fussiness.

Students who pass the health screening can proceed into the building and report to class. Any student who is visibly displaying signs of illness will be escorted to the Health Isolation Room until safe pickup by family or guardian; or sent home immediately if they are able to safely travel independently.



DISTRICT OF COLUMBIA
PUBLIC SCHOOLS



GOVERNMENT OF THE
DISTRICT OF COLUMBIA
MURIEL BOWSER, MAYOR

DCPS' Response to COVID-19



If students, staff, or community members, who have been in the building, test positive for COVID-19, **schools will follow the health and safety guidance** released by DC Health and the Office of the State Superintendent of Education.



To minimize the impact of a positive case on the entire school, students will be grouped in **cohorts** that do not have close contact with other cohorts.



DCPS is training school leaders on our **COVID-19 Reporting and Response Protocol**.



When there is a **confirmed, positive case of an individual in a school building**, we will notify students and staff of that school, provide self-quarantine instructions to close contacts, and follow all steps outlined by DC Health and the CDC for cleaning, disinfection, and sanitization.

What Occurs if a Teacher Tests Positive for COVID-19?



PK3 Classroom



PK4 Classroom



K Classroom



1st Grade Classroom



2nd Grade Classroom



3rd Grade Classroom



4th Grade Classroom



5th Grade Classroom

Response:

- Students and staff in the 4th grade classroom will be notified **and required to quarantine for 14 days.**
- The school will follow all steps outlined by DC Health and the CDC for **cleaning, disinfection, and sanitization.**
- **The entire school community will be notified that there was a positive case.**
- **The DC Contact Trace force will also interview the teacher** to identify other close contacts outside of the school; reach out to all quarantined contacts to provide information on the precautions to follow while in quarantine; and assist individuals in obtaining resources they may need during their quarantine period.

What Occurs if a Student Tests Positive for COVID-19?



PK3 Classroom



PK4 Classroom



K Classroom



1st Grade Classroom



2nd Grade Classroom



3rd Grade Classroom



4th Grade Classroom

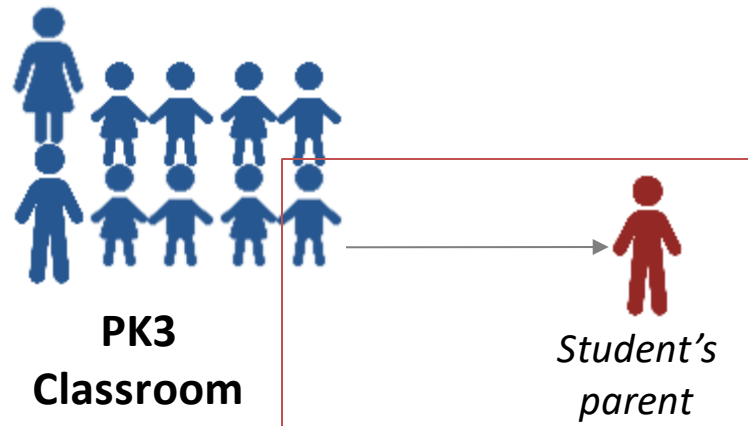


5th Grade Classroom

Response:

- Students and staff in the 2nd grade classroom will be notified **and required to quarantine for 14 days.**
- The school will follow all steps outlined by DC Health and the CDC for **cleaning, disinfection, and sanitization.**
- **The entire school community will be notified that there was a positive case.**
- **The DC Contact Trace force will also interview the student's parent/guardian** to identify other close contacts outside of the school; reach out to all quarantined contacts to provide information on the precautions to follow while in quarantine; and assist individuals in obtaining resources they may need during their quarantine period.

What Occurs if a Parent or Household Member of a Student Tests Positive for COVID-19?



Response:

- The student will be **required to quarantine for 14 days.**
- **The DC Contact Trace force will also interview the parent** to identify other close contacts outside of the school; reach out to all quarantined contacts to provide information on the precautions to follow while in quarantine; and assist individuals in obtaining resources they may need during their quarantine period.

What Occurs if a Staff Member Tests Positive for COVID-19?



Response:

- Staff and students in close contact with the staff member will be notified **and required to quarantine for 14 days.**
- The school will follow all steps outlined by DC Health and the CDC for **cleaning, disinfection, and sanitization.**
- **The entire school community will be notified that there was a positive case.**
- **The DC Contact Trace force will also interview the teacher** to identify other close contacts outside of the school; reach out to all quarantined contacts to provide information on the precautions to follow while in quarantine; and assist individuals in obtaining resources they may need during their quarantine period.

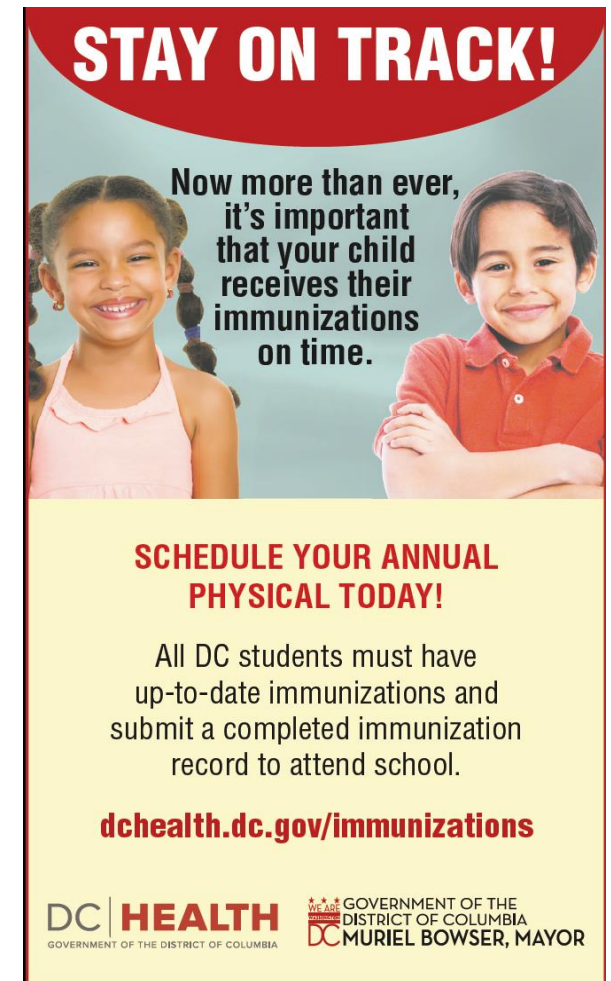
Immunizations Reminder

Beginning School Year 2020-2021, immunizations are required for in-person attendance.

Ensuring your child receives the right vaccinations at the right age is one of the most important ways to help them stay healthy and keep serious diseases at a distance.

Families who receive an offer for a classroom seat must have immunization certification for their student submitted by their first day of in-person attendance.

Students without documentation will not be admitted.



STAY ON TRACK!

Now more than ever,
it's important
that your child
receives their
immunizations
on time.

**SCHEDULE YOUR ANNUAL
PHYSICAL TODAY!**

All DC students must have
up-to-date immunizations and
submit a completed immunization
record to attend school.

dchealth.dc.gov/immunizations

DC | **HEALTH**
GOVERNMENT OF THE DISTRICT OF COLUMBIA

WE ARE GOVERNMENT OF THE
DISTRICT OF COLUMBIA
MURIEL BOWSER, MAYOR

Agenda

1. Overview of Term 2 Learning Models
2. Student Selection Process
3. Safety Precautions and School Preparations
4. Health Protocols
- 5. Open Q&A and Next Steps**

Due to the volume of questions, we will publish as many as we can read and answer during the meeting. The top questions and answers will be added to the Frequently Asked Questions at [DCPSReopenStrong.com](https://dcpsreopenstrong.com).

Open Questions & Answers

A screenshot of a 'Live event Q&A' interface. At the top right, there are icons for a chat bubble with a question mark (highlighted with a red box), a gear for settings, and an information icon. Below these is the title 'Live event Q&A' with a help icon and a close button. Under the title, there are two tabs: 'Featured' and 'My questions' (highlighted with a red box). The main area shows a list of questions with user avatars and text. At the bottom, there is a section titled 'Ask a moderator' with a note: 'Questions won't be visible to everyone until a moderator approves them'. Below this is a form with a user icon and the text 'Your name (optional)', a text input field with the placeholder 'Ask a question', and a checkbox labeled 'Post as anonymous' (highlighted with a red box). A submit button with a right-pointing arrow is at the bottom right of the form.

Next Steps



1. Make sure your child is up to date with immunizations; submit documentation to your school.
2. Join a Public Health Panel on October 14 from 6:00 to 7:00 p.m. Register at bit.ly/dcpsreopen
3. Look out for notification by October 23 for In-Person Learning Classroom seats; and by October 30 for Student CARE Classroom seats.

Thank you!

Learn more at DCPSReopenStrong.com

